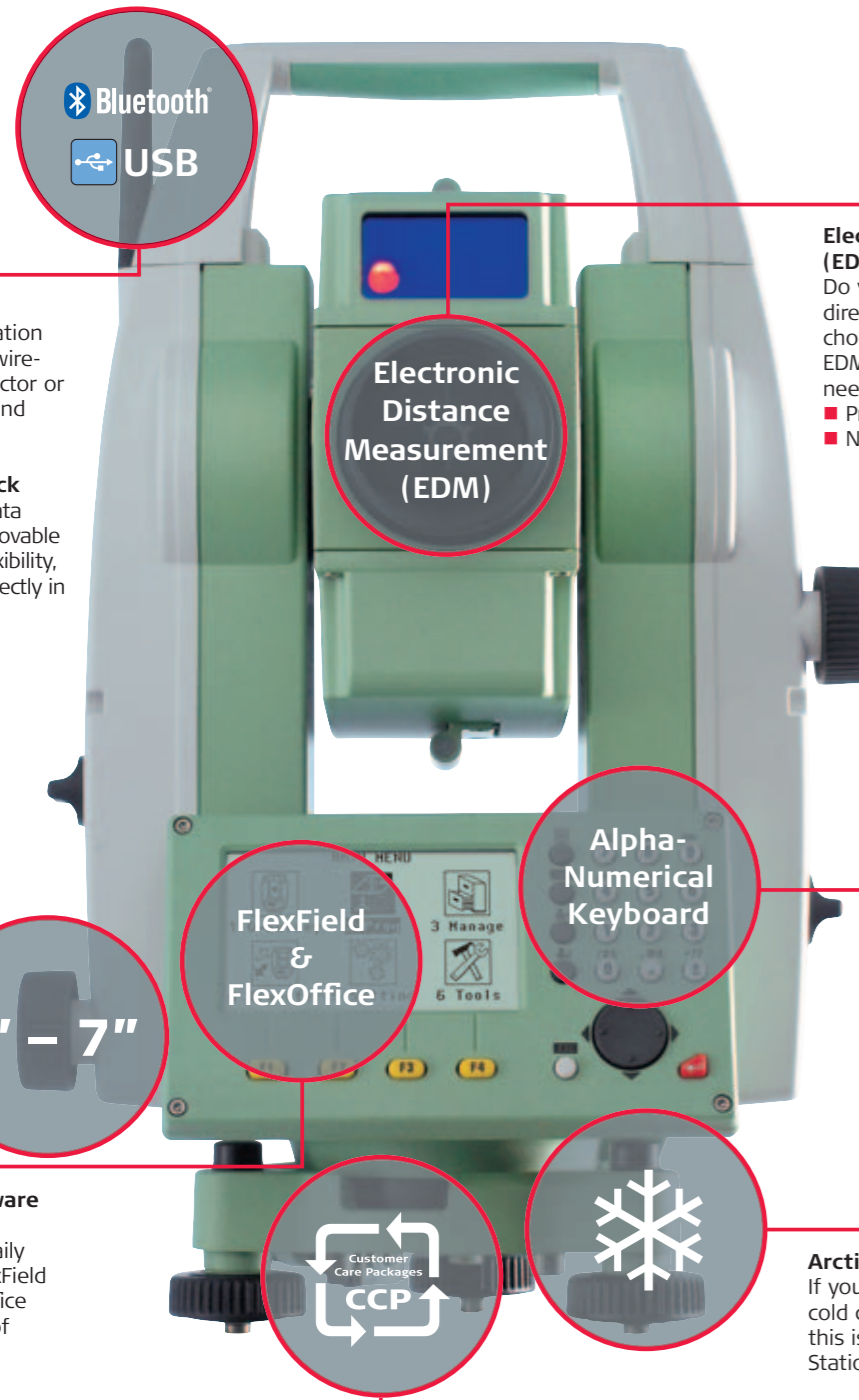


The Choice is Yours

Combine the Features You need

The FlexLine family of Total Stations provide you with complete flexibility and performance. Simply select one of the pre-configured products, or compose your own Total Station by using the flexibility of adding specific hardware and software options to a base model. The choice is yours, and performance is guaranteed.



USB, Bluetooth®
Connect your FlexLine Total Station via the integrated *Bluetooth®* wireless technology to a data collector or a PC. Cable-free, license-free and worry-free!

Removable USB memory stick
To maximize your flexibility in data handling, FlexLine supports removable USB data storage. With total flexibility, you can download your data directly in the field on to a USB stick.

Mini-USB port
For fast data transfer.

Five Classes of Angular Accuracy
FlexLine Total Stations are available in angular accuracies from 1" (0,3 mgon) up to 7" (2 mgon). All FlexLine Total Stations include Quadruple axis compensation to guarantee accurate and reliable angle measurements.

FlexField & FlexOffice Software
Professionals in Surveying and Construction are confronted daily by a wide variety of tasks, FlexField on-board software and FlexOffice Software offer a broad range of functionality to cover all tasks. Benefit from simplicity and functionality in one solution.

Electronic Distance Measurement (EDM)

Electronic Distance Measurement (EDM)
Do you measure to prisms, or prefer direct measurements to objects? The choice is always yours. A selection of EDM options delivers exactly what you need.
■ Prism: 3500 m, 1 mm accuracy
■ Non-Prism: 30 m FlexPoint
>400 m PinPoint – Power
>1000 m PinPoint – Ultra

FlexField & FlexOffice

Alpha-Numerical Keyboard

Alpha-Numerical Keyboard
With the alpha-numerical keyboard productivity is enhanced through rapid entry of numbers, letters and special characters for point numbering or coding. Use your Total Station just as you would your mobile phone.

Customer Care Packages (CCP)

Customer Care Packages
To ensure that you have complete peace-of-mind, a comprehensive range of Customer Care Packages are available with FlexLine Total Stations. Packages include combinations of Support, Software maintenance, Hardware maintenance and Extended warranty to minimize your downtime and maximize productivity.

SWISS Technology
by Leica Geosystems



Total Quality Management – our commitment to total customer satisfaction.

Ask your local Leica Geosystems dealer for more information about our TQM program.

Distance meter:
(PinPoint R400 / R1000):
Laser class 3R in accordance with IEC 60825-1 resp. EN 60825-1

Laser plummet:
Laser class 2 in accordance with IEC 60825-1 resp. EN 60825-1

Distance meter:
(Prism Mode)
Laser class 1 in accordance with IEC 60825-1 resp. EN 60825-1

Guide light (EGL):
LED class 1 in accordance with IEC 60825-1 resp. EN 60825-1

The **Bluetooth®** word mark and logos are owned by Bluetooth SIG, Inc. and any use of such marks by Leica Geosystems AG is under license. Other trademarks and trade names are those of their respective owners.

Leica Geosystems AG
Heerbrugg, Switzerland
www.leica-geosystems.com



Leica TPS1200+
Product brochure



Leica GP5900
Product brochure



Leica Accessories
Product brochure



Leica MobileMatriX
Product brochure



Leica Customer Care Packages
Product brochure

Whether you want to survey a parcel of land or objects on a construction site, determine measured points on facades or in rooms, gather the coordinates of a bridge or a tunnel – Leica Geosystems' total stations provide the right solution for every application.

They unite reliable results with easy operation and user-friendly applications. Our total stations are designed to meet your specific requirements. Modern technology enables you to work fast and productively, thanks to the straightforward and clearly structured range of functions.

When it has to be right.



- when it has to be **right** **Leica Geosystems**

- when it has to be **right** **Leica Geosystems**

Leica FlexLine

As flexible as You are

In our modern and fast moving working environments we increasingly need to adapt to continue to deliver optimal results to ensure long-term success. In the fields of surveying and construction we are continually confronted with new challenges.

To ensure that you stay one-step-ahead, Leica Geosystems has developed a new generation of Total Stations using latest technology, the Leica FlexLine. For the first time, hardware and software options can be simply selected so that the FlexLine Total Station exactly meets your requirements.


The FlexLine family of Total Stations is manufactured with over 200 years of experience to deliver leading quality and reliability.

With a FlexLine Total Station you can be sure of complete flexibility for Today and Tomorrow. Leica FlexLine is ready to grow with your success.




Leica FlexLine Total Stations
For Basic to Advanced Users
with the Need for Flexibility
and Performance

More Flexibility and Performance for You – at every Step



Step 1 Data Upload and Preparation

- | | |
|---|--|
| <p>1 Prepare your data with FlexOffice
FlexOffice is an integrated PC software solution that maximizes the productivity of your FlexLine Total Station in a easy-to-use way.</p> | <p>Your benefits:</p> <ul style="list-style-type: none"> ■ Fast and flexible transfer of data ■ Fastest transfer speed in industry ■ Data visualization and quality control |
| <p>2 Upload data via removable USB memory stick
Maximize your flexibility by uploading data onto the instrument with the removable USB memory stick.</p> | <p>Your benefits:</p> <ul style="list-style-type: none"> ■ Trouble-free USB plug-and-play technology ■ Cable-free and fast handling ■ Industrial Grade USB stick for outdoor use |
| <p>3 Charging the plug-in Lithium-Ion Battery
Latest-technology small, light, high-capacity Lithium-Ion battery powers all FlexLine instruments for hours and hours.</p> | <p>Your benefits:</p> <ul style="list-style-type: none"> ■ Long life and low maintenance ■ Fast charging time (2.5 hours) ■ Long operation time (20 hours) |
| <p>4 Packing and Loading the Equipment
Everything fits in one small container, even all the accessories you need. Dust and water-proof.</p> | <p>Your benefits:</p> <ul style="list-style-type: none"> ■ Everything is with you in the field ■ Tough container for hard conditions ■ Light weight for easy handling |



Step 2 Data Collection and Surveying

- | | |
|--|---|
| <p>5 Fast and easy Setup
FlexLine Total Station can be set-up and ready to use in record time, even for occasional users.</p> | <p>Your benefits:</p> <ul style="list-style-type: none"> ■ User guided leveling process ■ Laser plummet for easy setup ■ User definable start up sequence |
| <p>6 Flexible and efficient Operation
A large easy to read display and ergonomic arrangement of keys makes operation of the FlexLine Total Station simple.</p> | <p>Your benefits:</p> <ul style="list-style-type: none"> ■ Fast and error-free data input with alpha-numerical keyboard ■ Two configurable USER keys for direct access ■ Trigger key for fast measurement ■ Endless drives for comfortable operation |
| <p>7 Reliable and accurate EDM Measurement
The combination of range, accuracy, laser dot size and measurement time makes FlexLine's EDM the market's best EDM for all situations.</p> | <p>Your benefits:</p> <ul style="list-style-type: none"> ■ The highest EDM accuracy within instrument class ■ Small co-axial Laser pointer for accurate aiming ■ FlexPoint and PinPoint non-prism EDM |
| <p>8 Practical Software and Hardware
The combination of easy to use FlexField onboard Software and reliable and flexible Hardware increases your working performance enormously.</p> | <p>Your benefits:</p> <ul style="list-style-type: none"> ■ Instant productivity with self explanatory Software ■ Application for every task with no additional computations required ■ Emitting Guide Light (EGL) for guided stake-out |



Step 3 Data Transfer and Post Processing

- | | |
|--|---|
| <p>9 Bluetooth® Wireless Connectivity
Connect your FlexLine Total Station wirelessly via integrated Bluetooth® to any data collector and use the Software which best suits your task and familiarity.</p> | <p>Your benefits:</p> <ul style="list-style-type: none"> ■ Cable-free connection ■ Licence-free communication ■ Select any familiar data collector Software |
| <p>10 Backup in the field to removable USB memory stick
At any time you can make a 'backup' of your data in the field to the removable USB memory stick, with just one key press, it's as easy as that!</p> | <p>Your benefits:</p> <ul style="list-style-type: none"> ■ Double data security ■ Additional flexibility to continue working and send the completed work for further processing |
| <p>11 Seamless data flow to any 3rd party software
To provide completely flexible data-flow, all FlexLine Total Stations include direct export to almost every format.</p> | <p>Your benefits:</p> <ul style="list-style-type: none"> ■ No additional steps in workflow eliminates data loss ■ Formats included: DXF, LandXML and any user defined ASCII format |
| <p>12 Post Processing with FlexOffice software
The integrated PC software solution provides a variety of functions and tools to post process your data.</p> | <p>Your benefits:</p> <ul style="list-style-type: none"> ■ Visualization of measured data for additional quality control ■ Post processing of station and orientation ■ Data Management and project archiving |